

LI-ION
ZERO EMISSION



AX SERIES ELECTRIC FORKLIFT

FBAX25/FBAX30/FBAX35

Load capacity: 2,500KG/3,000KG/3,500KG

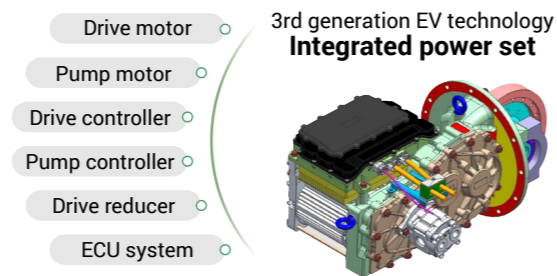


HIGH EFFICIENCY AND PERFORMANCE



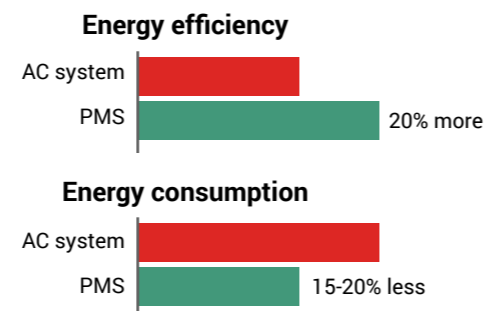
■ Six-in-one integrated power system

- Lightweight design with simple structure
- Reduce high-voltage wiring harnesses to improve safety and lower the vehicles failure rates



■ Permanent Magnetic Motor

- Compared with traditional AC system, 20% higher in efficiency and 15%-20% lower in energy consumption
- Better control on speed and precise movement
- Lower maintenance cost due to no wear prone components.



FBAX25-YTH

Key Performance Indications At A Glance

■ Lifting speed

- 510mm/s laden/ 540mm/s unladen, comparable to ICE truck

■ Travel speed

- 19km laden travel speed greatly enhanced the work efficiency

■ Gradeability

- 20% laden gradeability can navigate the challenging terrains and steep slopes with ease

■ High ground clearance

- 125mm ground clearance can easily pass through small obstacles without getting stuck or damaged

■ Running and charging

- 5 hours of running time and 92 mins of charging time*

* The running and charging times depend on work conditions, usage habits, and the charger's specifications. These values are provided for reference and may vary in real-world applications



Comfortable Cabin And Drive Experience



Large operating space due to its streamline design



Low noise and vibration greatly enhanced driving experience sound level:64db(a) = daily conversation



Wide view mast provides good visibility during work



Driver friendly design features such as usb charging portal and cup holder



Quality Lithium Battery And Smart Bms

■ Dynamic Monitoring of Battery Pack Working Status

- Tracking key parameters such as voltage, current, and temperature to ensure the battery pack operates efficiently and safely

■ Monitoring SOC status to keep it within reasonable range

- State of Charge (SOC) monitoring ensures the battery's charge level stays within optimal limits. This helps in maximizing battery life and performance by preventing overcharging or deep discharging

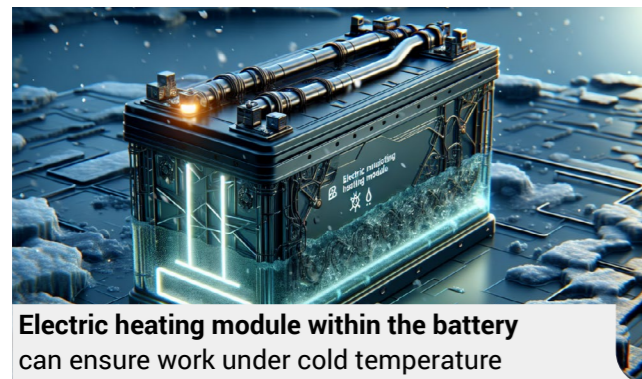
Safe And Great Adaptability



High ground clearance
For bumpy outdoor roads



IPX4 protection
Helps the trucks to work both indoor and outdoor



Electric heating module within the battery
can ensure work under cold temperature




Turning deceleration
Improves the truck's stability and safety when turning



5 YEARS WARRANTY

- Battery leakage detection
- Over voltage protection
- Automatic heating under cold temperature



FBAX25-35 Specification

Distinguishing mark	1.1	Manufacturer		HYM	HYM	HYM	HYM	HYM	HYM	HYM	HYM	HYM
	1.2	Model		FBAX25-YJ	FBAX25-YWL	FBAX25-YTH	FBAX30-YJ	FBAX30-YWL	FBAX30-YTH	FBAX35-YJ	FBAX35-YWL	FBAX35-YTH
	1.3	Drive		Electric	Electric	Electric	Electric	Electric	Electric	Electric	Electric	Electric
	1.4	Operator type		Seat	Seat	Seat	Seat	Seat	Seat	Seat	Seat	Seat
	1.5	Rated capacity	Q (kg)	2500	2500	2500	3000	3000	3000	3500	3500	3500
	1.6	Load centre	c (mm)	500	500	500	500	500	500	500	500	500
	1.8	Load distance	x (mm)	476	476	476	491	491	491	510	510	510
	1.9	Wheelbase (with mast vertical)	y (mm)	1600	1600	1600	1700	1700	1700	1700	1700	1700
	Weight	2.1	Service weight (with battery)	kg	3735	3805	3930	4265	4275	4330	4695	4685
2.2		Axle loading, laden front/rear	kg	5525/710	5485/820	5594/836	6437/828	6329/946	6377/953	7269/926	7083/1102	7189/1131
2.3		Axle loading, unladen front/rear	kg	1419/2316	1465/2340	1513/2417	1660/2605	1710/2565	1732/2598	1807/2888	1827/2858	1880/2940
Tyres / chassis	3.1	Tyres: Solid rubber, superelastic, pneumatic, polyurethane		pneumatic	pneumatic	pneumatic	pneumatic	pneumatic	pneumatic	pneumatic	pneumatic	pneumatic
	3.2	Tyre size, front/rear		7.00-12-12/6.00-9-10PR	7.00-12-12/6.00-9-10PR	7.00-12-12/6.00-9-10PR	28×9-15-14/6.50-10-10PR	28×9-15-14/6.50-10-10PR	28×9-15-14/6.50-10-10PR	28×9-15-14/6.50-10-10PR	28×9-15-14/6.50-10-10PR	28×9-15-14/6.50-10-10PR
	3.3	Wheels, number of wheels, front/rear (X = driven wheels)		2/2	2/2	2/2	2/2	2/2	2/2	2/2	2/2	2/2
	3.5	Tread, front/rear	b10/b11 (mm)	970/980	970/980	970/980	1000/970	1000/970	1000/970	1000/970	1000/970	1000/970
Dimensions	4.1	Tilt of mast/fork carriage, forward /backward	α /β (°)	6/12	6/12	6/12	6/12	6/12	6/12	6/12	6/12	6/12
	4.2	Height, mast lowered	h1 (mm)	2010	2010	2010	2150	2150	2150	2150	2150	2150
	4.3	Free lift	h2 (mm)	160	160	160	165	165	165	170	170	170
	4.4	Lift height	h3 (mm)	3000	3000	3000	3000	3000	3000	3000	3000	3000
	4.5	Height, mast extended	h4 (mm)	3990	3990	3990	4100	4100	4100	4100	4100	4100
	4.7	Height of overhead guard	h6 (mm)	2180	2180	2180	2205	2205	2205	2205	2205	2205
	4.8	Seat height/stand height	h7 (mm)	1190	1190	1190	1215	1215	1215	1215	1215	1215
	4.12	Towing coupling height	h10 (mm)	250	250	250	260	260	260	260	260	260
	4.19	Overall length	l1 (mm)	3702	3691	3691	3813	3788	3788	3902	3876	3876
	4.2	Length to face of forks	l2 (mm)	2632	2621	2621	2743	2718	2718	2832	2806	2806
	4.21	Overall width	b1 (mm)	1160	1160	1160	1228	1228	1228	1228	1228	1228
	4.22	Fork dimensions ISO2331	s/e/l (mm)	40/122/1070	40/122/1070	40/122/1070	45/122/1070	45/122/1070	45/122/1070	50/122/1070	50/122/1070	50/122/1070
	4.24	Fork carriage width	b3 (mm)	1040	1040	1040	1100	1100	1100	1100	1100	1100
	4.31	Ground clearance, laden, below mast	m1 (mm)	125	125	125	140	140	140	140	140	140
Performance data	4.34.1	Aisle width with pallets 1000mm x 1200mm crossways	Ast (mm)	4034	4026	4026	4191	4152	4152	4268	4230	4230
	4.34.2	Aisle width with pallets 800mm x 1200mm lengthways	Ast (mm)	4234	4226	4226	4391	4352	4352	4468	4430	4430
	4.35	Turning radius	Wa (mm)	2358	2350	2350	2500	2461	2461	2558	2520	2520
	4.36	Inner turning radius	b13 (mm)	745	745	745	823	823	823	823	823	823
	5.1	Travel speed, laden/unladen	km/h	15/15	15/15	19/19	15/15	15/15	19/19	15/15	15/15	19/19
	5.2	Lifting speed, laden/unladen	mm/s	350/390	400/430	510/540	350/390	350/380	430/500	350/390	350/380	430/500
Electric-engine	5.3	Lowering speed, laden/unladen	mm/s	420/500	420/500	420/500	420/500	420/500	420/500	420/500	420/500	420/500
	5.8	Maximum gradeability, laden/unladen	%	15/15	15/15	20/20	15/15	15/15	20/20	15/15	15/15	20/20
	5.1	Service brake		Hydraulic	Hydraulic	Hydraulic	Hydraulic	Hydraulic	Hydraulic	Hydraulic	Hydraulic	Hydraulic
	6.1	Drive motor rating S2 60min	Kw	15	15	21.6	15	15	21.6	15	15	21.6
	6.2	Lift motor rating at S3 15%	Kw	22.6	15	22.6	22.6	15	22.6	22.6	15	22.6
Additional data	6.4	Battery voltage/nominal capacity	(V)/(Ah)	76.8V/350Ah	115.2V/230Ah	153.6V/228Ah	76.8V/460Ah	115.2V/230Ah	153.6V/228Ah	76.8V/460Ah	115.2V/230Ah	153.6V/228Ah
	6.5	Energy consumption according to VDI cycle	kWh/h	5.8	5.8	6.4	6	6.1	6.7	6.26	6.32	7
Additional data	10.1	Operating pressure for attachments	bar	140	140	140	140	140	140	140	140	140
	10.7	Sound pressure level at the driver's seat	dB (A)	64	66	66	64	66	66	64	66	66

FBAX25 Electric forklift truck mast

Mast Type	Specification	Maximal lift Height (h3) mm	Mast height			Full Free Lift Height (h2)		Load Distance X mm	Mast tilt		Load Capacity	
			Lower Height (h1) mm	Extended Height (h4)		W/O LBR mm	W/ LBR mm		Forward Deg	Backward Deg	Load Center (500mm)	
				W/O LBR mm	W/ LBR mm						Front Single Tyres kg	Front Dual Tyres kg
2 LFL mast	300	3000	2010	3575	3990	160	160	465	6	12	2500	2500
	M330	3300	2160	3875	4290	160	160	465	6	12	2500	2500
	M350	3500	2260	4075	4490	160	160	465	6	12	2500	2500
	M370	3700	2360	4275	4690	160	160	465	6	6	2500	2500
	M400	4000	2560	4575	4990	160	160	465	6	6	2500	2500
	M450	4500	2810	5075	5490	160	160	465	6	6	2100	2400
	M500	5000	3060	5575	5990	160	160	465	6	6	1600	1900
	M550	5500	3360	6075	6490	160	160	465	3	6	1200	1700
	M600	6000	3610	6575	6990	160	160	465	3	6	900	1400
2 FFL mast	FM300	3000	2010	3590	3990	1420	1020	480	6	12	2500	2500
	FM330	3300	2160	3890	4290	1570	1170	480	6	12	2500	2500
	FM350	3500	2260	4090	4490	1670	1270	480	6	12	2500	2500
3 FFL mast	TFM435	4350	2010	4867	5340	1390	1020	485	6	6	2200	2400
	TFM450	4500	2060	5017	5490	1440	1070	485	6	6	2000	2300
	TFM480	4800	2160	5317	5790	1540	1170	485	6	6	1700	2000
	TFM500	5000	2260	5517	5990	1640	1270	485	6	6	1500	1800
	TFM550	5500	2425	6017	6490	1800	1430	485	3	6	1100	1500
	TFM600	6000	2610	6517	6990	1990	1620	485	3	6	800	1300
	TFM650	6500	2825	7017	7490	2215	1835	485	3	6	500	1000

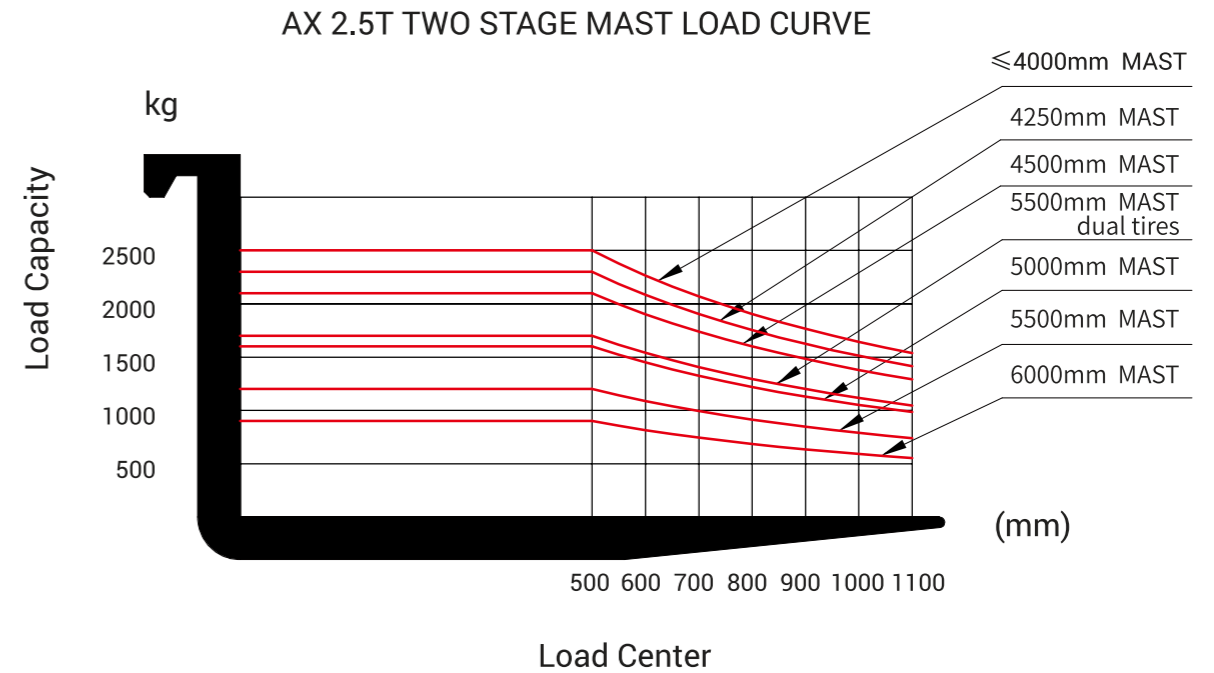
FBAX35 Electric forklift truck mast

Mast Type	Specification	Maximal lift Height (h3) mm	Mast height			Full Free Lift Height (h2)		Load Distance X mm	Mast tilt		Load Capacity	
			Lower Height (h1) mm	Extended Height (h4)		W/O LBR mm	W/ LBR mm		Forward Deg	Backward Deg	Load Center (500mm)	
				W/O LBR mm	W/ LBR mm						Front Single Tyres kg	Front Dual Tyres kg
2 LFL mast	M300	3000	2150	3700	4100	170	170	505	6	12	3500	3500
	M330	3300	2300	4000	4400	170	170	505	6	12	3500	3500
	M350	3500	2400	4200	4600	170	170	505	6	12	3500	3500
	M370	3700	2500	4400	4800	170	170	505	6	6	3500	3500
	M400	4000	2700	4700	5100	170	170	505	6	6	3500	3500
	M450	4500	2950	5200	5600	170	170	505	6	6	2900	3100
	M500	5000	3200	5700	6100	170	170	505	6	6	2400	2750
	M550	5500	3500	6200	6600	170	170	505	3	6	1800	2400
	M600	6000	3750	6700	7100	170	170	505	3	6	1400	2200
2 FFL mast	FM300	3000	2150	3680	4100	1470	1050	515	6	12	3500	3500
	FM330	3300	2300	3980	4400	1620	1200	515	6	12	3500	3500
	FM350	3500	2400	4180	4600	1720	1300	515	6	12	3500	3500
3 FFL mast	TFM435	4350	2150	4990	5450	1510	1050	520	6	6	3100	3350
	TFM450	4500	2200	5140	5600	1560	1100	520	6	6	2800	3000
	TFM480	4800	2300	5440	5900	1660	1200	520	6	6	2500	2750
	TFM500	5000	2400	5640	6100	1760	1300	520	6	6	2300	2600
	TFM550	5500	2565	6140	6600	1915	1455	520	3	6	1700	2200
	TFM600	6000	2750	6640	7100	2110	1650	520	3	6	1300	2100
	TFM650	6500	2965	7100	7600	2290	1830	520	3	6	800	1500

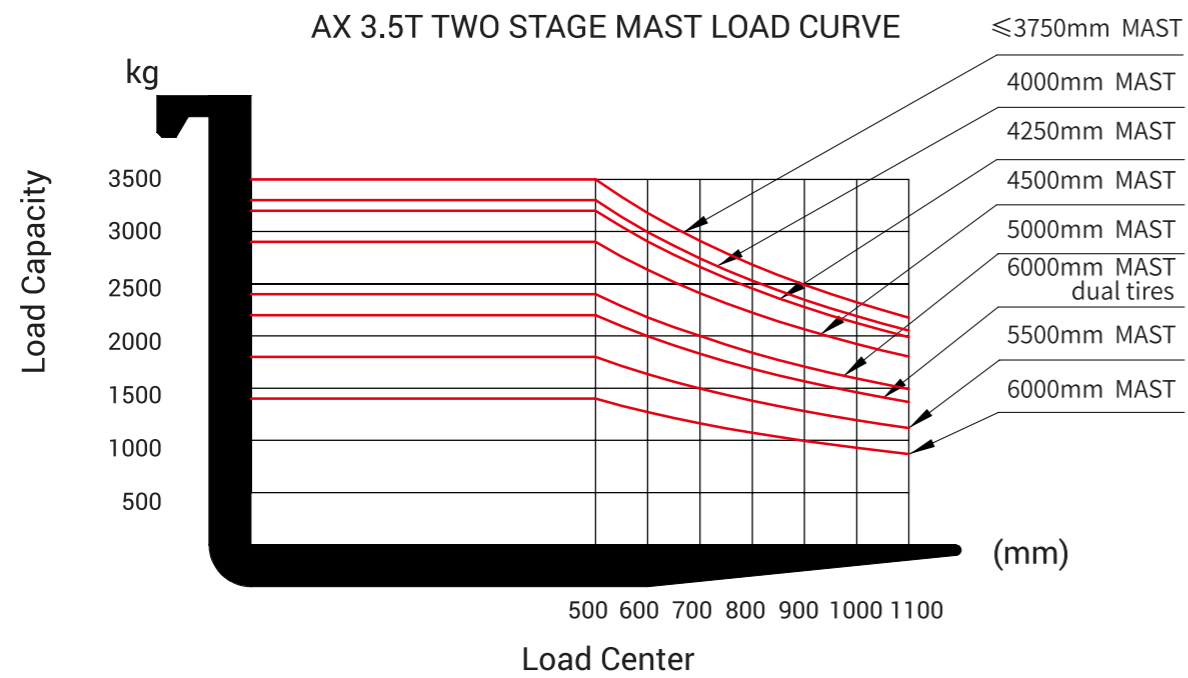
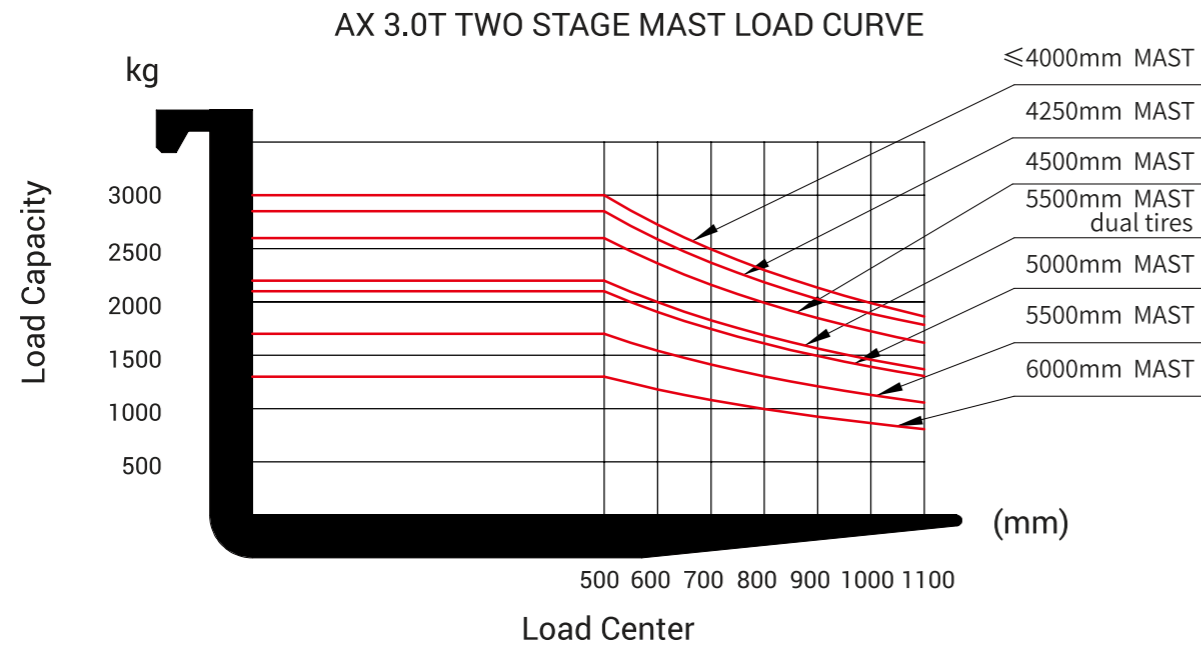
FBAX30 Electric forklift truck mast

Mast Type	Specification	Maximal lift Height (h3) mm	Mast height			Full Free Lift Height (h2)		Load Distance X mm	Mast tilt		Load Capacity	
			Lower Height (h1) mm	Extended Height (h4)		W/O LBR mm	W/ LBR mm		Forward Deg	Backward Deg	Load Center (500mm)	
				W/O LBR mm	W/ LBR mm						Front Single Tyres kg	Front Dual Tyres kg
2 LFL mast	M300	3000	2075	3640	4100	165	165	485	6	12	3000	3000
	M330	3300	2225	3940	4400	165	165	485	6	12	3000	3000
	M350	3500	2325	4140	4600	165	165	485	6	12	3000	3000
	M370	3700	2425	4340	4800	165	165	485	6	6	3000	3000
	M400	4000	2625	4640	5100	165	165	485	6	6	3000	3000
	M450	4500	2875	5140	5600	165	165	485	6	6	2600	2800
	M500	5000	3125	5640	6100	165	165	485	6	6	2100	2400
	M550	5500	3425	6140	6600	165	165	485	3	6	1700	2200
	M600	6000	3675	6640	7100	165	165	485	3	6	1300	2000
2 FFL mast	FM300	3000	2075	3650	4100	1425	975	495	6	12	3000	3000
	FM330	3300	2225	3950	4400	1575	1125	495	6	12	3000	3000
	FM350	3500	2325	4150	4600	1675	1225	495	6	12	3000	3000
3 FFL mast	TFM435	4350	2075	4950	5450	1475	975	505	6	6	2800	2900
	TFM450	4500	2125	5100	5600	1525	1025	505	6	6	2500	2700
	TFM480	4800	2225	5400	5900	1625	1125	505	6	6	2250	2450
	TFM500	5000	2325	5600	6100	1725	1225	505	6	6	2000	2300
	TFM550	5500	2490	6100	6600	1880	1380	505	3	6	1600	2050
	TFM600	6000	2675	6600	7100	2075	1575	505	3	6	1200	1900
	TFM650	6500	2890	7100	7600	2260	1790	505	3	6	700	1300

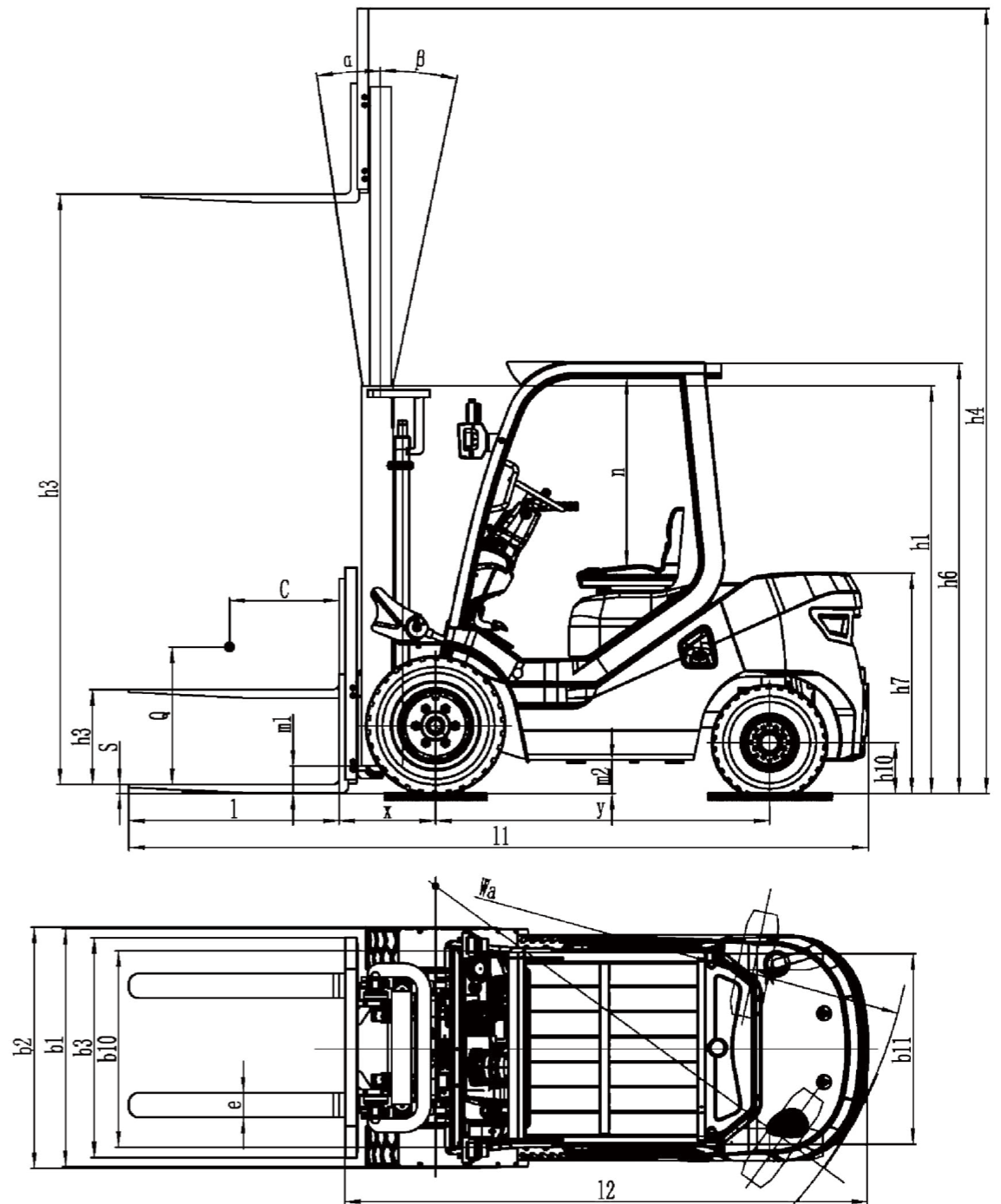
FBAX25-35 Electric forklift truck load curve



FBAX25-35 Electric forklift truck load curve



FBAX25-35 Specification





CE



ISO 14001




ISO 9001

No.1 Jinxin Road, Fuyang, Hangzhou, China

Sales Hotline: 86-571-28037691

E-mail: info@maxforklift.com

Specifications published in this catalogue are subject to changes without notice. Standard equipment may differ from this list, please contact your local dealer for information.

© 2024 Maximal, all rights reserved. MAXIMAL and  are trademarks of Hyster-Yale Maximal Forklift (Zhejiang) Co., Ltd..



Scan to know more