


SIDE LOADER FORKLIFT 3.5-4.5TON

Key Components




Integrated valve control system:

enables to stably control all valves.



Rexroth hydrostatic system:

provides smooth operation feeling.




Yanmar 4TNE98/ Deutz 2.9L engine:

EU3 or EU3B standards comply with different emission standard.



Thyssen steel for the mast:

provides stronger lifting capacity.



Italy proportional valve:


ensures consistency of the flow.



Fingertip controlling:

provides more comfortability.

Type: W(2)



DEUTZ

Type: W (1) 3
Model: TD2.9 L4 (Eu IV)
Rated output: 55.4kw/2600rpm
Rated torque: 260 N.m / 1800rpm
No. of cylinder: 4
Bore × Stroke: 92 × 101mm
Displacement: 2.9L

Type: WE



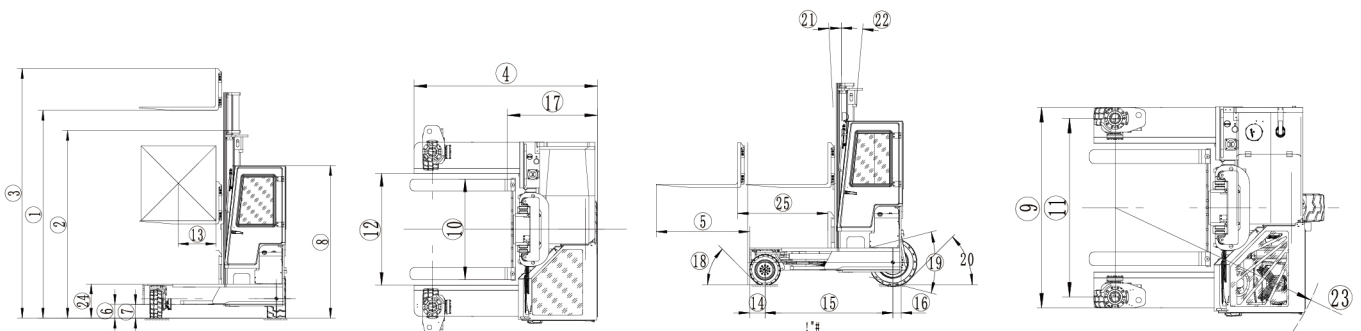
YANMAR

Type: WE3
Model: 4TNE98 (Eu IIIA)
Rated output: 42.1kw/2300rpm
Rated torque: 186-206N·m/1700rpm
No. of cylinder: 4
Bore × Stroke: 98 × 110mm
Displacement: 3.318L

SPECIFICATION

Side Loader Forklift 3.5-4.5Ton

Model		FDR35J-M	FDR40J-M	FDR45J-M
Type		W(2)/WE		
1a	Lift height	mm	4000	4000
1b	Free lift	mm	0	0
2	Mast lowered height	mm	2855	3015
3	Mast extended height	mm	4993	5153
4	overall length	mm	1950	2300
5	Fork exceed platform distance	mm	1350	1350
6	Ground clearance under mast	mm	185	185
7	Ground clearance under platform	mm	193	193
8	Overhead guard	mm	2450	2450
9	Overall width	mm	2268	2268
10	Fork adjust range(outside of forks)	mm	300/1260	300/1260
11	Front Tread	mm	1980	1980
12	Work platform width(inside)	mm	1397	1397
13	Load centre	mm	450	600
14	Front wheel center to the front of the Platform distance	mm	230	230
15	Wheelbase	mm	1565	1915
16	Rear wheel center to the back of the Platform distance	mm	155	155
17	Length to face of forks	mm	1130	1130
18	Approach angle	Deg	45°	45°
19	Ramp Angle	Deg	29°	29°
20	Departure angle	Deg	45°	45°
21	Mast tilt angle(Front)	Deg	3°	3°
22	Mast tilt angle(Rear)	Deg	5°	5°
23	Min. turning radius(outside)	mm	2055	2354
24	Platform height	mm	550	550
25	Forward distant	mm	950	1300
A	Rated capacity	KG	3500	4000
B	Self weight	KG	5410(W(2))/ 5350(WE)	6140(W(2))/ 6080(WE)
C	Travel speed(Laden)	km/h	12	12
D	Max. Gradeability(Laden)	%	15(W(2))/13.5(WE)	15(W(2))/13.5(WE)
E	Engine rated output	Kw/rpm	55.4/2600(W(2))/42.1/2300(WE)	
F	Voltage	Volt	12	12
G	Fork size	mm	920×150×50	1220×150×50
H	Front tyre		200/50-10	200/50-10
I	Rear tyre		355/50-15	355/50-15



Maximal Forklift (Zhejiang) Co., Ltd

Address No.1, jinxin Road, Lushan Industrial area, Fuyang, Zhejiang China

Tel
0086-571-28001566
0086-571-28935028
0086-571-28979902

Fax
0086-571-28001569

Email
For sales
info@maxforklift.com
For spare parts
parts@maxforklift.com



All rights reserved. If any doubt, please contact us.

